

INSTITUTE OF PUBLIC AFFAIRS

FACTS

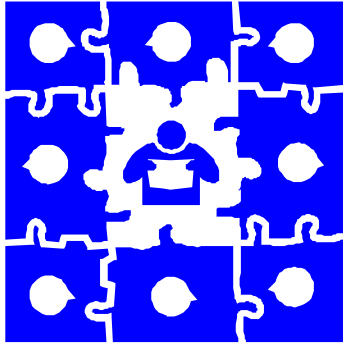
Vol. 42 No.2

June 2000

Editor: Michael Warby

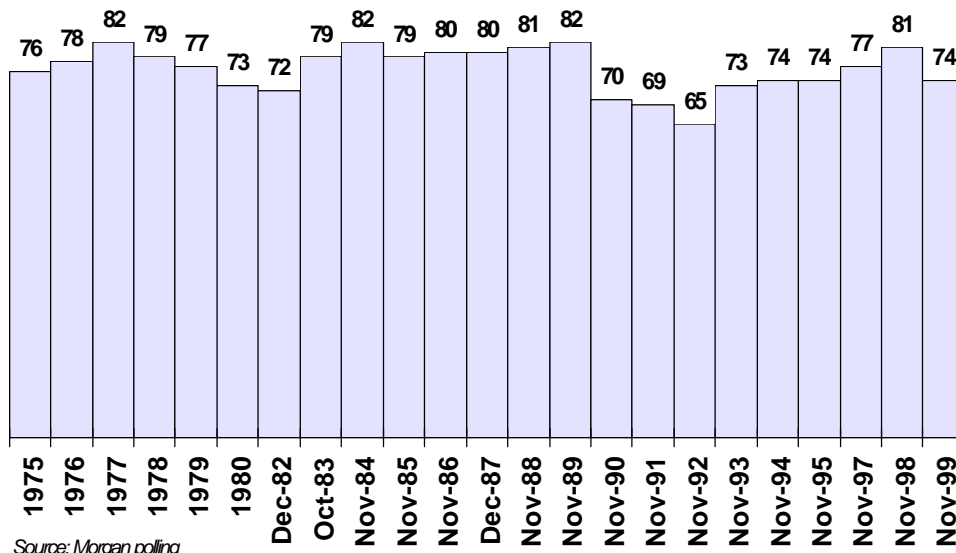
The Institute of Public Affairs Limited (Incorporated in the ACT) CAN 008 627 727

WHO'S INSECURE?



There has been much commentary about increased job insecurity. Yet opinion polling shows that about three-quarters of those working believe their current job is secure:

% of employees who think their current job is secure

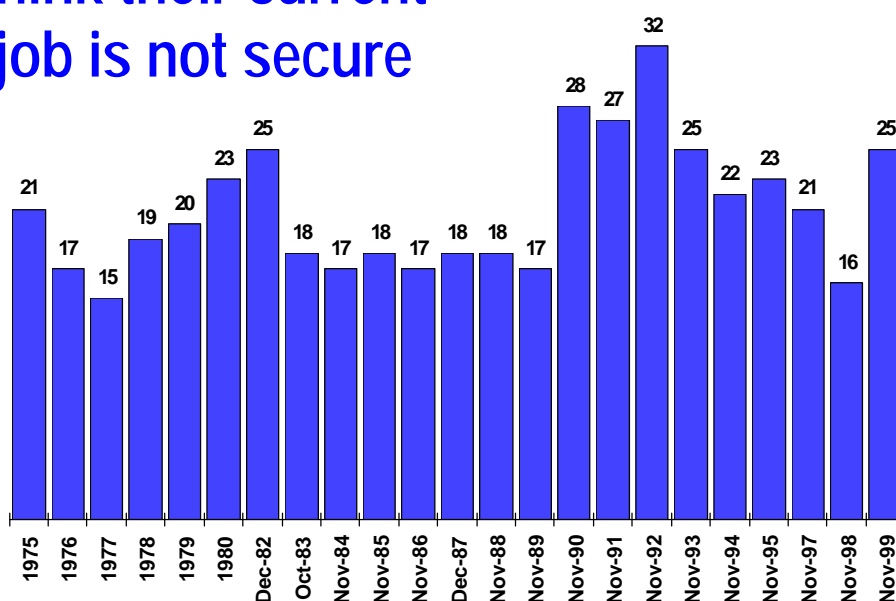


Source: Morgan polling

Who's insecure? (2)

% of current employees who think their current job is not secure

Belief about job security is clearly affected by unemployment rates, with higher unemployment in the 90s encouraging some increased job insecurity.



Source: Morgan polling; ABS Cat. No. 6203.0.

Did you know?



That the December 1999 unemployment rate for African-American—8.0%— and the Hispanic unemployment rate—6.4%—were also the lowest ever recorded for those groups. The unemployment rate for white Americans was 3.5% and the overall US unemployment rate was 4.1%.

[*Economic Report of the President*]

That only 49 percent of Americans would vote for an atheist presidential candidate—compared to 59 percent who would vote for a gay one. [David Plotz *Slate* posted Friday, Feb. 11, 2000]

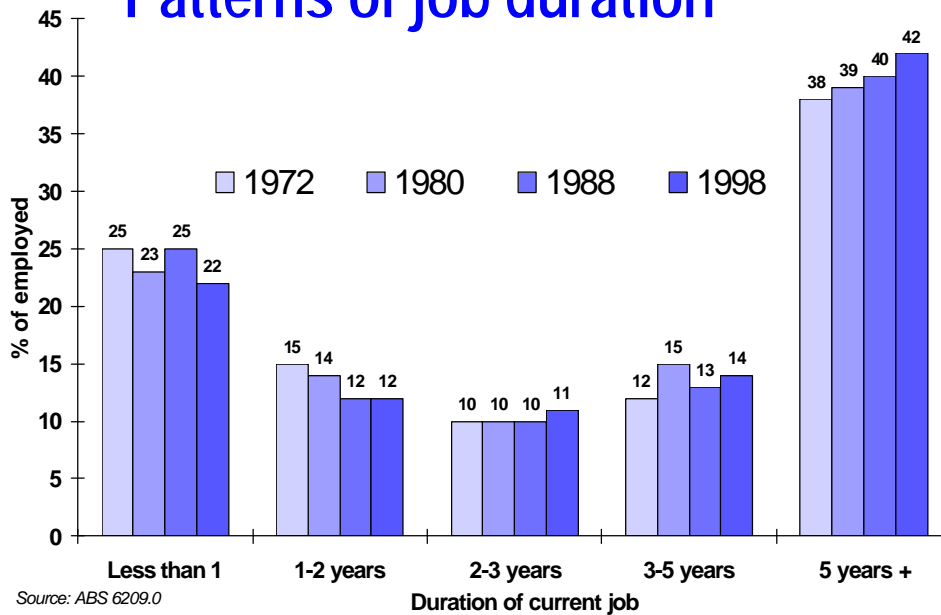
That in December 1999, African-Americans had a higher labour force participation rate than Australians—65.9% to 63.5%—and a higher

Who's insecure? (3)

Job security has decreased in the public sector, academia and middle management. (Thus, in 1988, 66 per cent of higher education staff had tenure, by

1998, 57 per cent did. [Source: AVCC Key Statistics]) Obviously, changes which affect the articulate are treated as universal, whether or not they are.

Patterns of job duration



Did you know?



employment/population ratio—60.7% to 59.0%?

[*Economic Report of the President; ABS Cat. No. 6203.0.*]

That the percentage of American workers who fear they are likely to lose their job fell from 12% in 1993 to 8% in 1998. American workers apparently feel more secure than Australian ones, of whom 16% in No-

vember 1998 felt they might lose their job, down from 23% in November 1993. [*Economic Report of the President, Roy Morgan Research*]

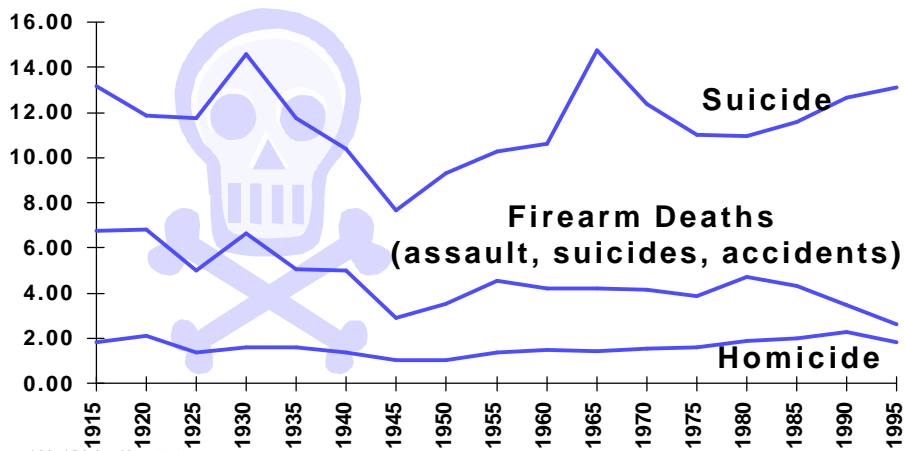
That Across the world, more than 10 million people have tried bungee jumping. Out of the 17 known fatalities since 1986, nine were employees at jump sites. [*North American Bungee Association*].

Social Facts: Death & Crime

Since 1915, Australia's homicide rate has been fairly stable, deaths from firearms have tended to fall, while suicides have fluctuated considerably.

We can understand why 1930 might have been a bad year for suicides, but it seems a bit odd that 1965 was as well!

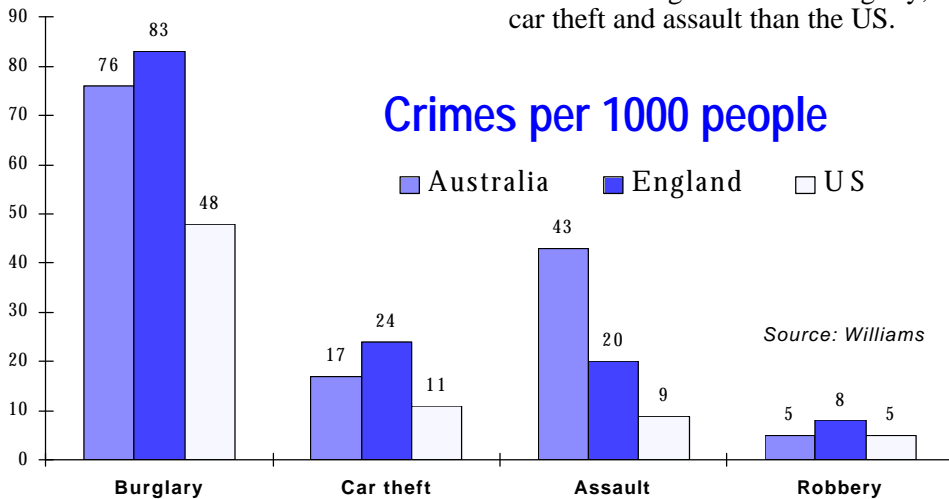
Death rates by type per 100,000 people in Australia



Source: AIC, ABS Cat. No.3102.0

Surveys of people's experience of crime show Australia to have a high crime rate compared to the US and

UK. While the American homicide rate is more than three times ours (7.4 per 100,000 to 1.9 per 100,000), we have much higher rates of burglary, car theft and assault than the US.



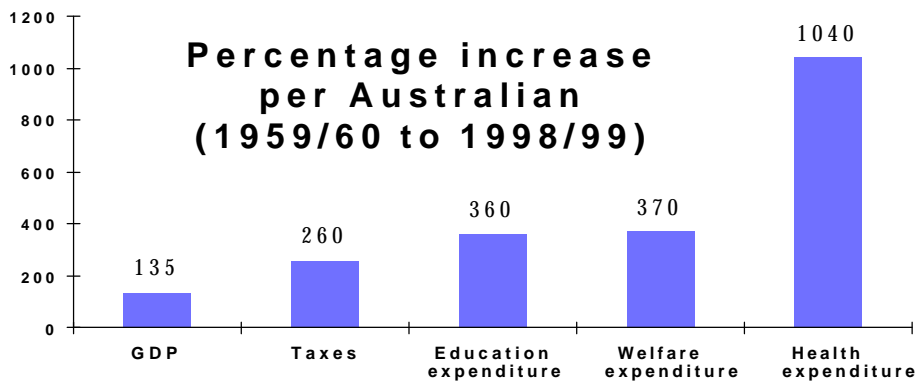
Source: Williams

Health Facts: Ageing Population

Whatever ills Australian society may have, shrinking government cannot be the cause. Government taxation and expenditure has increased at a faster rate than has the population or the economy.

While GDP per head has more than doubled over the last 40 years, taxes

have more than tripled, government (non-capital) expenditure on education and on welfare has more than quadrupled, and on health has increased more than eleven fold—per Australian. Meanwhile, the Australian population has increased by 84 per cent (from 10.2 million to 18.7 million).



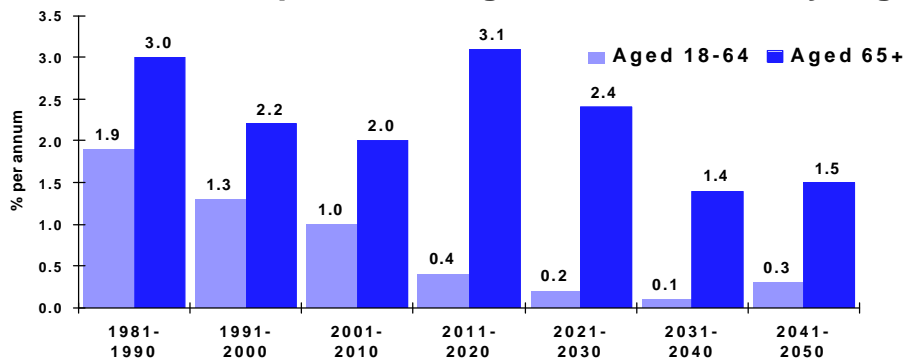
Source: ABS Cat Nos 3102.0, 5204.0.

The ageing of the Australian population is going to keep the pressure on health expenditure. The 65+ age group is expected to increase much more rapidly than the 18-64 age group over the next decades. The Commonwealth Treasury projects health expenditures to be be-

tween 9% and 19% of GDP by 2041, depending on the rate of productivity growth and growth in per capita health expenditures. Public health care costs are currently 5.8% of GDP.

[OECD Country Survey, Australia, 1999]

Population growth rates by age



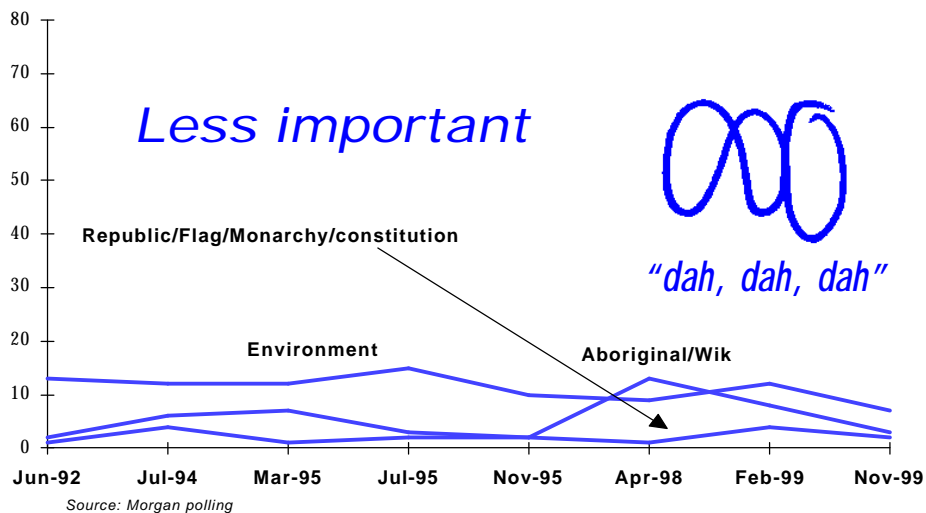
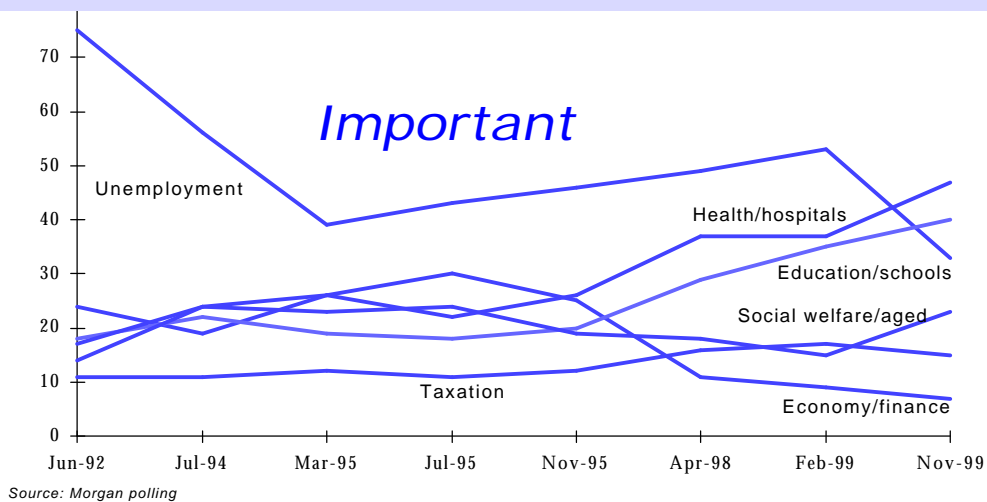
Source: RIM Unit, Commonwealth Treasury

Burning Issues

Australians think the biggest issues for the Federal Government are 'bread and butter' issues such as unemployment, health & hospitals, and education & schools, with unemployment falling

from first place only recently. The issues most beloved of many commentators in the media—Aborigines, the Republic and the environment—do not rate anywhere near as high.

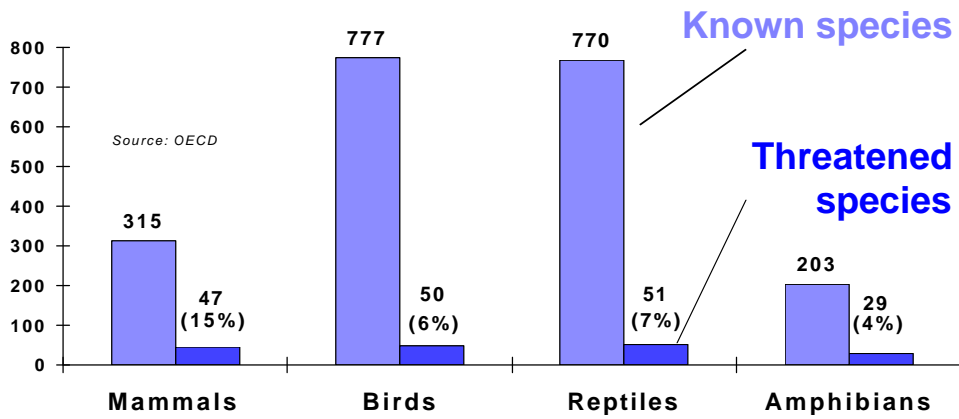
% nominating an issue as important



Bad new for environmentalists !

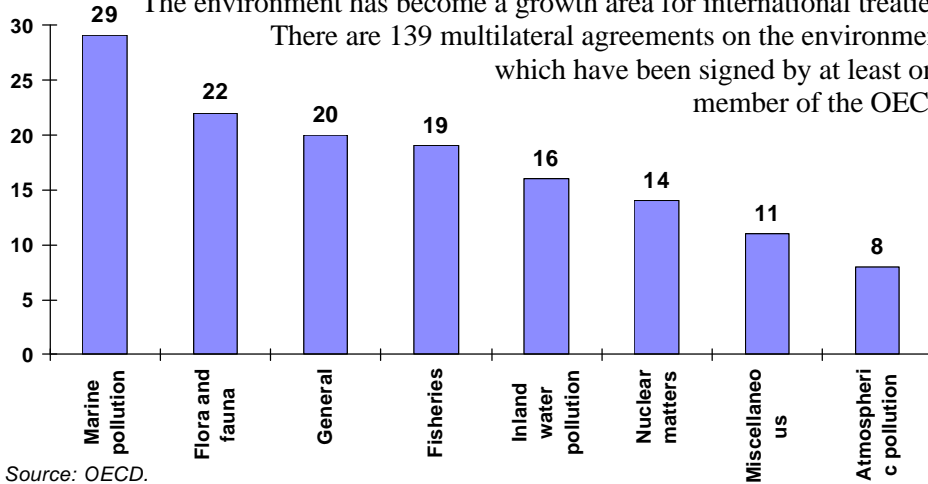
None of Australia's 92,000 species of invertebrates are classed as threatened.

However, a few might be regarded as threatening >>>>>>>>



Don't Just Sit There, Sign Something !

The environment has become a growth area for international treaties. There are 139 multilateral agreements on the environment which have been signed by at least one member of the OECD





Not so Outsourced

There is much concern about 'downsizing', yet only 23,000 jobs have been outsourced from private firms since 1996-97, a mere 0.5% of the private sector workforce. [*Business Longitudinal Survey*].

All Stocked Up

The Australian stock exchange is the sixth largest in the world. With a market capitalisation of \$US870bn, it is exceeded only by the French (\$US990bn), German (\$US1,090bn), British (\$US2,370bn), Japanese (\$US2,500bn) and American (\$US13,450bn). With the exclusion of the Tokyo exchange, the ASX is considerably larger than all other stock exchanges in the East Asian region—being worth about 70% of their com-

bined total market capitalisation. [*Global Financial Data, www.globalfindata.com*].

A More PC Country

It's official, Australia is a more PC country at home than the US: more Australian households own personal computers (47%) than American households (42%). Since personal computers were developed, the US had the highest home ownership rate until recently [*ABS 4102.0: Alan Oxley, Seize The Future, page 128.*]

Living Reconciliation

Of the 117,782 Australian households recorded by the 1996 Census as having indigenous members, 63,770 or 54% had both indigenous and non-indigenous people living together. [*ABS Cat. No. 2034.0*]

INSTITUTE OF PUBLIC AFFAIRS SUBSCRIPTION FORM

Please enrol me *EITHER* as a subscriber to IPA FACTS *OR* for a 12 month membership of the IPA

Name

Address.....

.....Postcode.....Phone.....

Fax:.....Email:.....

Payment: Send cheque payable to the IPA or give credit card details for the sum of \$..... BC MC Visa AMEX Diners (circle)

Card no.:.....Expiry Date.....

Cardholders Name:.....

Signature:.....

FACTS \$24 for three

General Member \$50
Entitlements: IPA Review, regular newsletter (In Touch), FACTS and notice of IPA events.

Premier Member \$190
Entitlements: All IPA publications (i.e. IPA Review, Current Issues, Backgrounder, In Touch, FACTS), notice of IPA events, plus discounts to all IPA functions.

Return to: Institute of Public Affairs, Level 2, 410 Collins St, Melbourne, VIC 3000
Telephone: (03) 9600 4744 Facsimile: (03) 9602 4989 E-mail: ipa@ipa.org.au